

Model S0-1DU2-1SAX-9CCR

Overview



The S series is a core laser unit series of WPL a wave particle optoelectronic core laser unit series. Its rich product form and wavelength range spanning from ultraviolet to infrared can meet the needs of various users. This product is mainly used for users in various industries with certain system integration capabilities.

The S series can provide users with an open choice of multiple single wavelength and combined wavelength outputs. The power can be selected from the MW level to the 300W level. In addition to a straight line, there are various forms of light spots, such as circular, circular, square, rectangular, and collimated, which can meet customers' 2D and 3D detection needs.

Characteristics

Equipped with high-precision driving circuits, extending the service life of laser devices.

Various product forms to meet the different needs of users.

Compact structure design, effectively save installation space.



Parameters

| Parameter | Unit | Typical Value |
|------------------|--|---------------|
| Wavelength | nm | 1450 |
| Power | W | 2 |
| Spot Morphology | <input checked="" type="checkbox"/> Single line <input type="checkbox"/> circles <input type="checkbox"/> rings <input type="checkbox"/> Square <input type="checkbox"/> Collimation | |
| Display Function | <input checked="" type="checkbox"/> LCD <input type="checkbox"/> Touch Screen <input type="checkbox"/> Not | |
| Unfolding Angle | ° | 60 |
| Fiber Length | m | 3 |
| Supply Voltage | V | 24 |

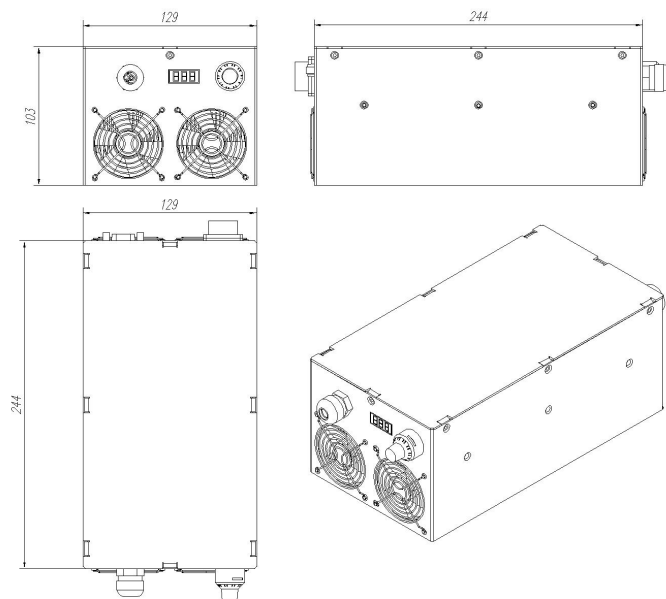
Parameters

| Parameter | Unit | Typical Value |
|--------------------|--|--|
| Trigger Voltage | V | <input type="checkbox"/> 5 <input checked="" type="checkbox"/> 12 <input type="checkbox"/> 24 <input type="checkbox"/> 无 |
| Long-range Control | <input checked="" type="checkbox"/> 232 <input type="checkbox"/> 485 <input type="checkbox"/> TTL <input type="checkbox"/> Not | |
| Dimension | mm | 129*244*103 |

Application Display



Dimensions (mm)



Caution

1. Please keep the laser emission port unobstructed and avoid eye exposure to the laser directly.
2. Please do not plug or unplug laser power plug with electricity to prevent laser breakdown.
3. Please contact the manufacturer promptly in case of any malfunction.
Do not disassemble it to avoid damaging internal precision components.

